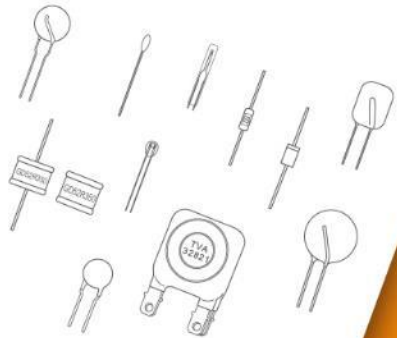




THINKING

Investor Conference



Corporate Introduction



45 years

of experience in protective component industry



7 manufacturing sites

with continuous expansion



4200 employees

in THINKING Electronic Group



10 product categories

for overall circuit protection



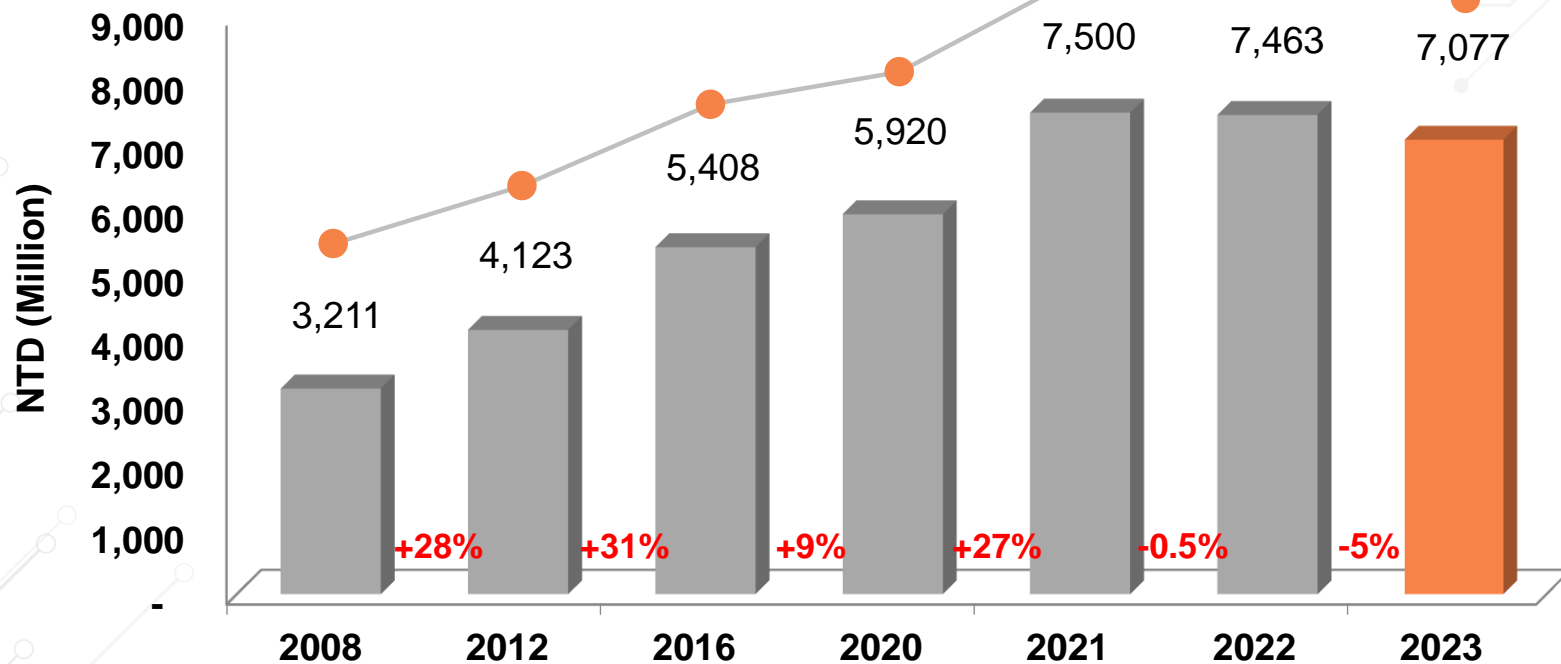
26 countries

of sales support for global service

Company Introduction

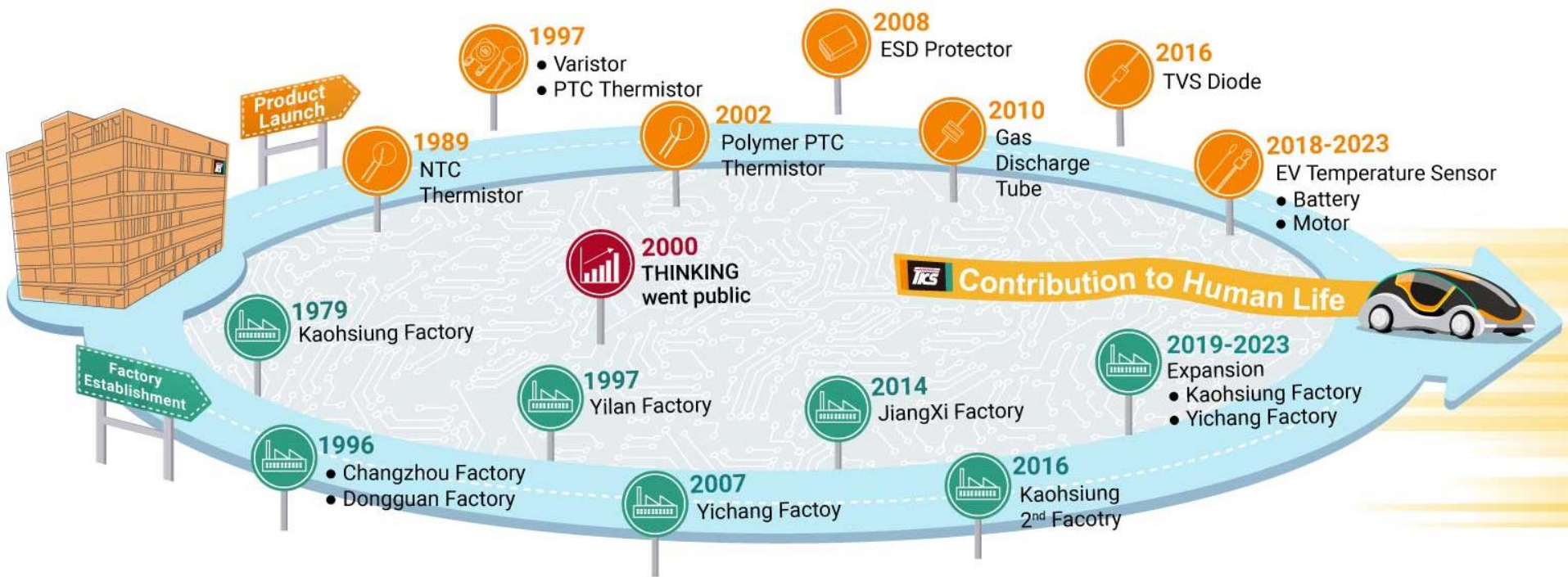


2008-2023 Consolidated Net Revenue



* Using an exchange rate of 1 USD = 30.77 NTD

Milestone



THINKING Factories



THINKING Products



Over-Temperature Protection

NTC Thermistor



PTC Thermistor



Temperature Sensor for General Purpose



Temperature Sensor for Electric Vehicle



Temperature Sensor for White Goods



Temperature Sensor for Small Home Appliance



Over-Current Protection

NTC ICL



PTC Thermistor



Polymer PTC Resettable Fuse



Over-Voltage Protection

Varistor



Gas Discharge Tube



ESD Protection



TVS Diode



Spark Gap Protector



Thyristor Surge Suppressor



Quarterly Consolidated Income Statement



Operation Overview : Quarterly Consolidated Income Statement

NT\$ Thousand

Item	3Q 2024	2Q 2024	3Q 2023	QoQ	YoY
Net sales	1,976,830	1,949,789	1,763,393	1.4%	12.1%
Gross profit margin	39.64	41.28	39.28	-1.65	0.35
Operating expenses	303,677	322,555	285,658	-5.9%	6.3%
Operating expenses ratio	15.36	16.54	16.20	-1.18	-0.84
Net operating income	479,848	482,366	407,031	-0.5%	17.9%
Operating profit margin	24.27	24.74	23.08	-0.47	1.19
Non-operating income and expenses	20,434	119,227	36,126	-82.9%	-43.4%
Net profit	368,022	437,327	334,937	-15.8%	9.9%
Net profit margin	18.62	22.43	18.99	-3.81	-0.38
Earning per share (NTD)	2.96	3.41	2.60	-0.45	0.36

Quarterly Balance Sheet



NT\$ Thousand

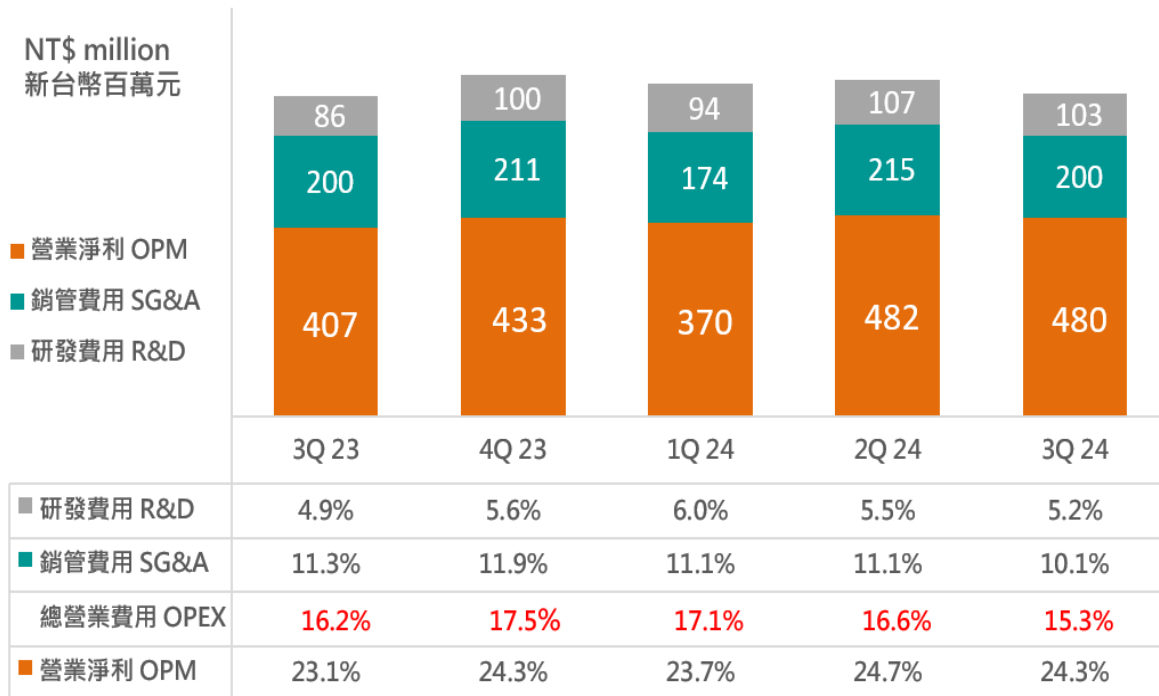
Item	2024.9.30	%	2024.6.30	2023.9.30
Cash and cash equivalents	3,907,911	24%	3,003,534	2,989,951
Accounts receivable	2,819,894	18%	2,832,375	2,453,370
Inventories	1,528,119	10%	1,470,721	1,279,875
Current assets	9,899,909	62%	9,669,529	8,359,427
Current Ratio	302%		300%	524%
Fixed assets	3,884,307	24%	3,892,170	3,739,204
Non-current assets	6,118,903	38%	6,067,275	5,302,861
Total assets	16,018,812	100%	15,736,804	13,662,288
Short-term borrowings	1,513,752	9%	681,620	272,495
Account payable	866,319	5%	891,348	500,941
Other account payable	636,942	4%	710,852	645,217
Current liabilities	3,279,087	20%	3,219,225	1,594,982
Long-term borrowings	723,589	5%	730,075	1,059,785
Non-current liabilities	2,513,069	16%	2,571,024	2,697,417
Total liabilities	5,792,156	36%	5,790,249	4,292,399
Debt Ratio	36%		37%	31%
Total equity	10,226,656	64%	9,946,555	9,369,889

QoQ	YoY
30.1%	30.7%
-0.4%	14.9%
3.9%	19.4%
2.4%	18.4%
-0.2%	3.9%
0.9%	15.4%
1.8%	17.2%
122.1%	455.5%
-2.8%	72.9%
-10.4%	-1.3%
1.9%	105.6%
-0.9%	-31.7%
-2.3%	-6.8%
0.0%	34.9%
2.8%	9.1%

Analysis of Operating Expenses



Operation Overview : Analysis of Operating Expenses

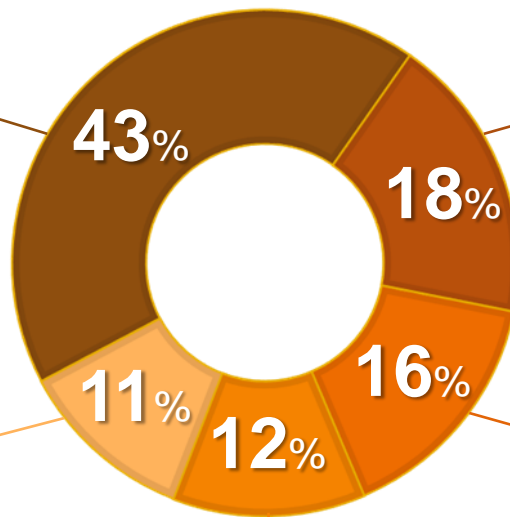


	YoY	QoQ
R&D 研發費用	0.3%	-0.3%
SG&A 銷管費用	-1.2%	-1.0%
OPEX 總營業費用	-0.9%	-1.3%
OP 營業淨利	1.2%	-0.4%

MARKETS



Major Markets





MANAGEMENT SYSTEMS



Certification of Management System



ISO 9001-2015
IATF 16949-2016
QC 080000-2017

**Quality Management
System**



ISO 45001-2018

**Health and Safety
Management System**



RBA Gold Status






















**Responsible Business
Alliance Code of
Conduct**




ISO 14001-2015
ISO 14064-1:2006
(Greenhouse Gas Verification Statement)
PAS 2050:2008
(Product Carbon Footprint Verification Statement/
Verified Product: TSM0402)

**Environmental
Management
System**

Agency Approval of Product

NTC Thermistor	NTC Temperature Sensor	PTC Thermistor	Polymer PTC Thermistor	Varistor	TVS Diode	Gas Discharge Tube
						
						
						
						
						

Note:  is for UL + cUL

THINKING ESG

ENVIRONMENTAL



THINKING Yichang Factory

3084.4 kWp

cumulative solar panel capacity installed at THINKING sites

7% reduction in GHG emissions FY2021 to FY2022

- Green product
- Green production
- Green supply chain
- Increase the use of renewable energy

SOCIAL

- Support the promotional events of reading and e-bookstore projects of Kaohsiung City
- Employees participate in beach clean-up and tree-planting initiatives to contribute to ecosystem restoration



Adhering to the RBA code of conduct, we uphold **labor rights**, ensure **health and safety**, protect the **environment**, conduct business with high **ethical standards**, and establish our **management systems**

GOVERNANCE

THINKING ESG



CHAPTER 0

關於本報告書

■ 關於本報告書

■ 編纂說明

■ 報告概要

本報告書詳實介紹興勤電子工業股份有限公司（以下簡稱興勤電子或本公司）履行企業公民責任，針對公司治理、永續經營與供應鏈、綠色生產與環保、產品創新發展、友善與健康安全職場以及社區共榮等領域所有積極從事之作為。

■ 發行期間

- 本報告書固定每年 1 次，本報告書發行時亦將同時公告於公司官網。
- 首次發行時間：2024 年 8 月發行
- 預計下一次發行時間：2025 年 8 月

■ 報告邊界

本報告內容所蒐資料涵蓋興勤電子（糖梓廠、宜蘭元耀廠、常州廠、東莞廠、宜昌廠及江西廠），以及興勤電子關係企業與組織外的客戶、供應商及投資者的相關重大性主題。財務數據來源經動聯眾信聯合會計師事務所查核後公開發表，財務績效數字與財務合併報表揭露範圍一致，並以新臺幣為計算基準，環境節能減碳數據亦以國際通用單位為基準，並以一般慣用文字、數值的描述方式呈現。

■ 報告依據

1. 本報告書係依據全球永續性標準理事會（Global Sustainability Standards Board, GSSB）所發布之 GRI 準則（GRI Standards）編撰。
2. 本報告書所揭露之數據來自本公司自行統計及調查結果，部分經由第三公正單位查驗。

■ 聯繫方式

- 興勤電子工業股份有限公司 公司治理單位
- 地址：高雄市左營區大瀨一路 93 號 8 樓
- 電話：+886 7-553 7960
- 電子郵件：ir@thinking.com.tw
- 公司網站：www.thinking.com.tw

■ 資料品質管理 - 內部流程

- 內部確認：由推動小組、部門主管確認後由總經理確認，經董事會核准後發行。
- 外部確認：經獨立查驗聯合會計師事務所依委任事則公告 3000 號 (TWSE3000) 出具有限確信報告

資料彙整

類別	內容	驗證 / 審核 / 查核
經濟	財務數據	動聯眾信聯合會計師事務所
	溫室氣體排放量 ISO14064-1	台灣檢驗科技股份有限公司
環境	環境管理國際標準 ISO14001	各工廠個別通過第三單位查核
	有害物質過程管理系統 ISO 080000	
社會	職業安全衛生管理系統 ISO 45001	各工廠個別通過第三單位查核


COMPETITIVE STRENGTH



Core Technology

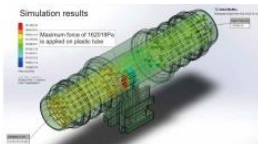


Material Development



Our know-how of key raw material and ceramic recipes make our products competitive in the market

Product Design

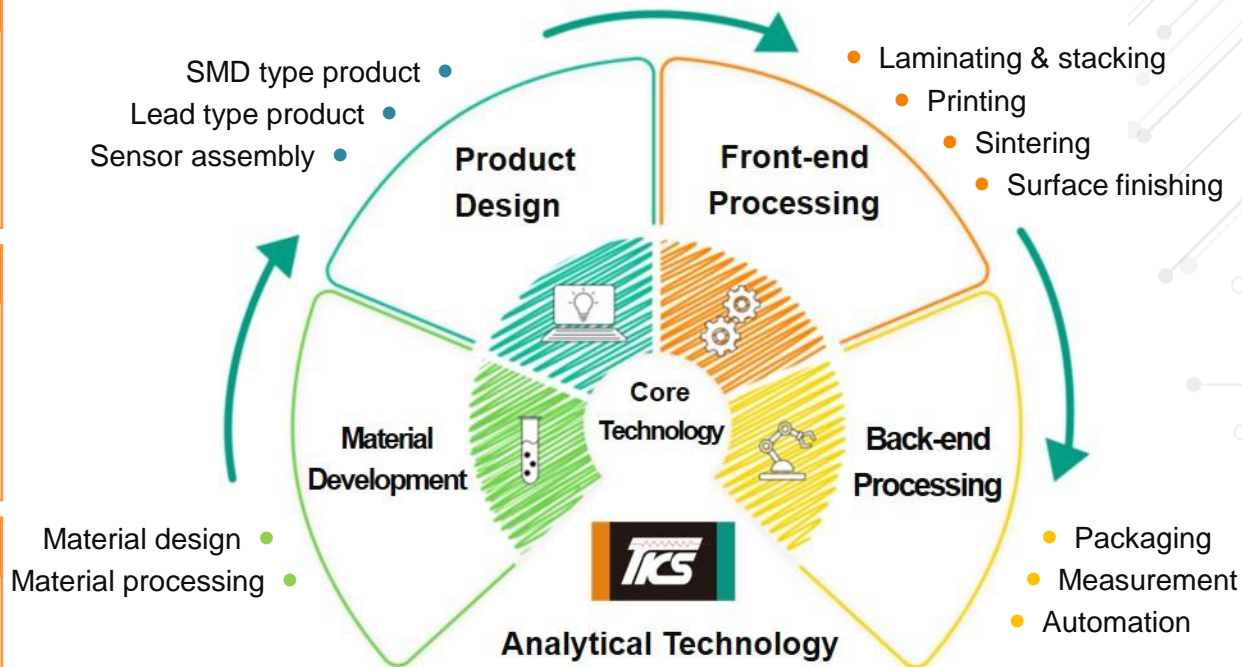


Our simulation technology ensures our precise product design

Back-end Processing



Automated production ensures our stable product quality



UL and TUV Certified Laboratories



Laboratories of THINKING passed the CTDTP (Client Test Data Program) of UL and witness testing qualification of TUV, and they provide the following advantages.

- International laboratory management is based on **ISO 17025**
- Testing equipment and technicians **are aligned with those of approval agencies**, offering reliable test results
- In-house testing of THINKING products **shortens certification process** and **accelerates customer's new product launch**



Technical Support

TECHNICAL CONSULTATION



THINKING AE discusses technical problems and shares application experience with customers



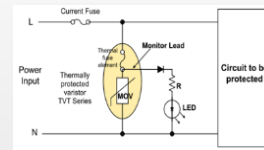
application examples

COMPREHENSIVE TECHNICAL SUPPORT

EXPERT DESIGN CONSULTATION



AE discusses circuit design with customers



PRODUCT SELECTION



- AE selects products based on customer's specific needs
- Online product selection tools provide efficiency and flexibility


Parameters	Search Criteria
Size (Diameter)(mm)	8
R25, Resistance at 25°C (Ohm)	4.7
Max. Current at 25°C(A)	2
Recommend Capacitance @24Vdc(μF)	220
<input type="button" value="Search"/> <input type="button" value="Reset search criteria"/>	



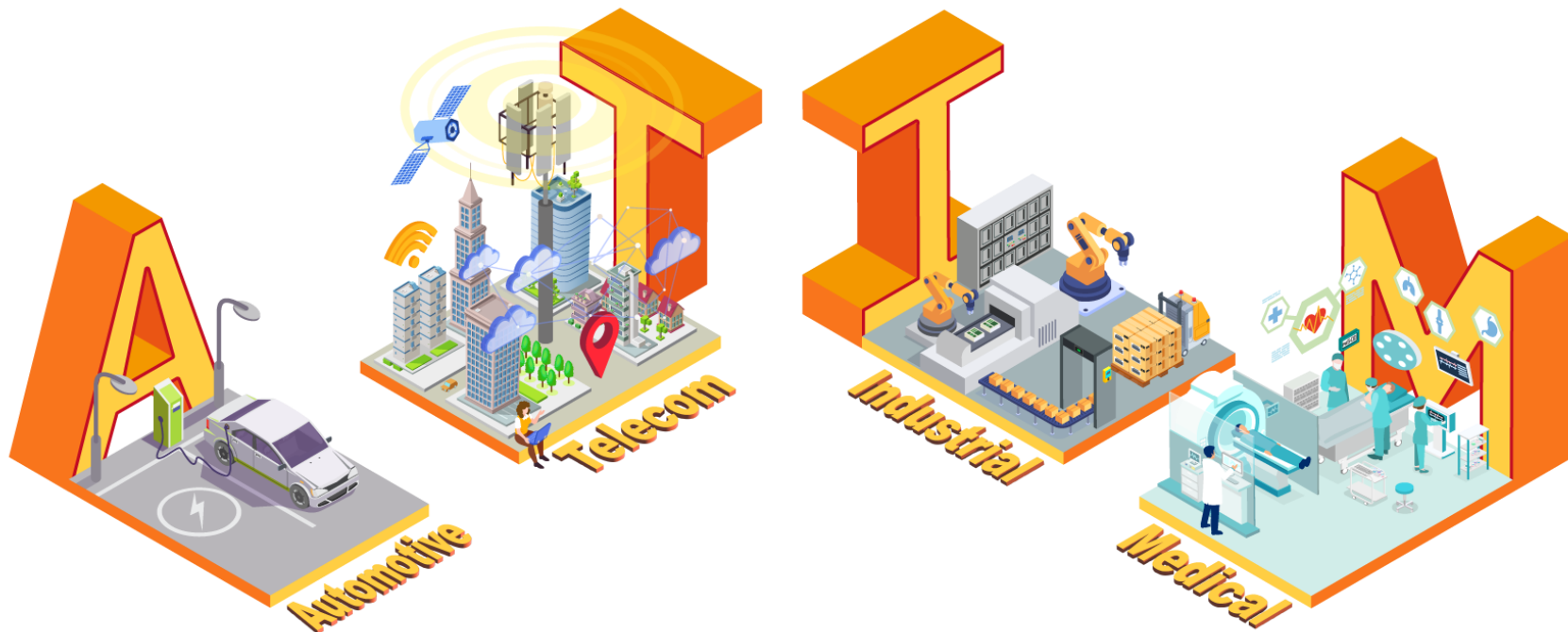
TESTING AND VALIDATION



Backed by our labs, AE assists in developing testing plans and evaluates the results with customers



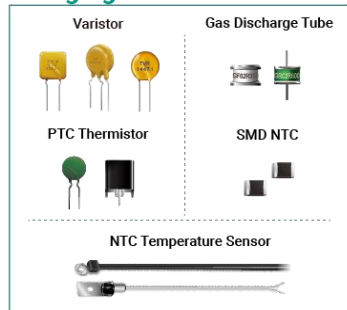
Contribution to Human Life in



THINKING Products for Electric Vehicle



Charging Station




Charging Cable & Charging Inlet



On-Board Charger



ADAS-Domain Controller and LiDAR



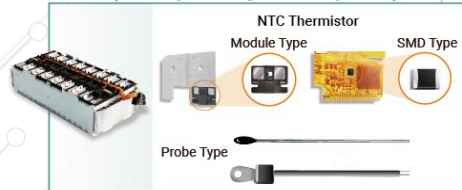
Liquid Cooling System



Automotive Lighting




BMS (Battery Management System)




Traction Motor



Door Locking Controller & Motor



Electrical Heater



THINKING

Contribute to safety and
operation efficiency of electronics

