


NTC Thermistor Sensor: NTSE Series

Epoxy Coating Type



■ Features

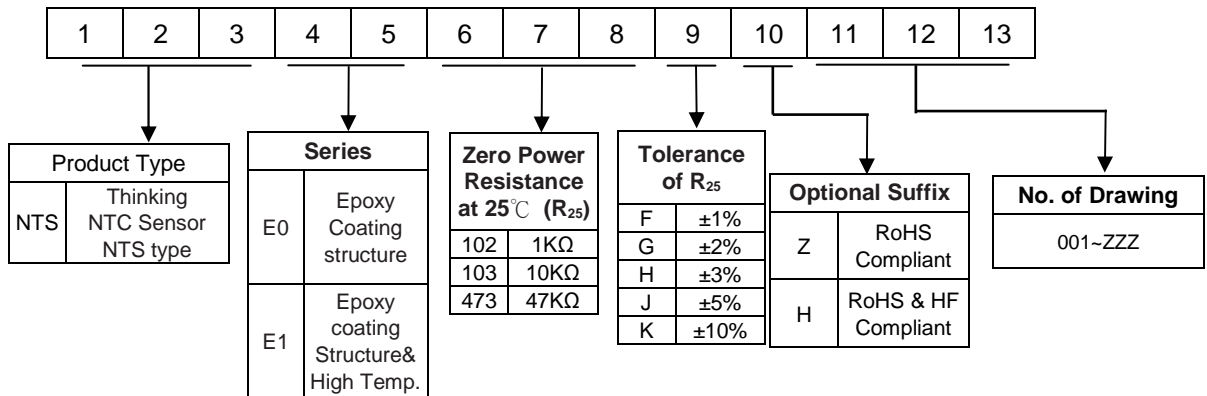
1. Small size and short response time
2. Cost effective
3. RoHS compliant
4. Halogen-free series are available
5. Customized cable lengths, R/T characteristic and connector is on demand
6. Agency recognition:
UL /cUL file no: E138827
TUV file no: R50236283



■ Recommended Applications

1. Battery
2. Notebook, PCs
3. Fan
4. Electronic devices

■ Part Number Code



■ Structure and Dimensions

Type 1: Single wire



Lead Material	Head Size (W*L1)	Lead Length (L)	Zero Power Resistance at 25°C (R ₂₅)	B25/85 Value	Thermal Time Constant	Power Rating at 25°C	Operation Temp. Range
	(mm)	(mm)	(KΩ)	(K)	(sec)	(mw)	(°C)
UL3302 #28 TS Black	3.0*8.0	25±3	10	3435	Approx. 10 (in water)	210	-10~+105
		30±3					
		35±3					
		40±3					
		45±3					
		50±3					
		130±5					

NTC Thermistor Sensor: NTSE Series

Epoxy Coating Type



Lead Material	Head Size (W*L1)	Lead Length (L)	Zero Power Resistance at 25°C (R25)	B25/85 Value	Thermal Time Constant	Power Rating at 25°C	Operation Temp. Range
	(mm)	(mm)	(KΩ)	(K)	(sec)	(mw)	(°C)
UL3302 #30 TS Grey	2.6*6.0	25±3	100	4360	Approx. 10 (in water)	210	-10~+105
		40±5					
		50±3					
UL3302 #30 TS Black	2.6*6.0	25±3	10	3435	Approx. 10 (in water)	210	-10~+105
		30±3					
		40±3					
		45±3					
		50±3					
		55±3					
		60±3					
		70±3					
		75±3					
		80±3					
		100±3					
		110±3					
		120±3					
150±3							
UL3302 #32 TS Black	2.2*6.0	30±3	10	3435	Approx. 10 (in water)	210	-10~+105
		40±3					
		50±3					
		60±3					
		100±3					

Type 2: Parallel wire



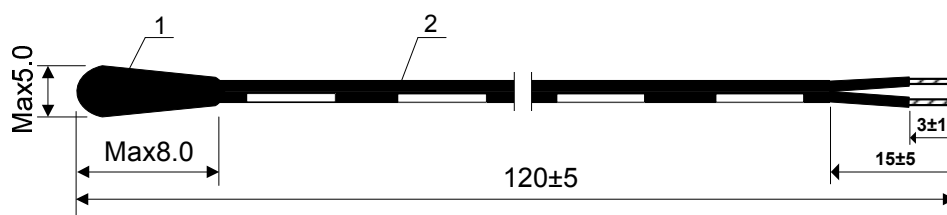
Lead Material	Head Size (W*L1)	Lead Length (L)	Zero Power Resistance at 25°C (R25)	B25/85 Value	Thermal Time Constant	Power Rating at 25°C	Operation Temp. Range
	(mm)	(mm)	(KΩ)	(K)	(sec)	(mw)	(°C)
UL4469 #30*2C TS Black	2.6*6.0	102±3	10	3435	Approx. 10 (in water)	45	-10~+105
		60±3					

NTC Thermistor Sensor: NTSE Series

Epoxy Coating Type



Lead Material	Head Size (W*L1)	Lead Length (L)	Zero Power Resistance at 25°C (R25)	B25/85 Value	Thermal Time Constant	Power Rating at 25°C	Operation Temp. Range
	(mm)	(mm)	(KΩ)	(K)	(sec)	(mw)	(°C)
UL4469 #28*2C TS Black	3.0*8.0	53±2	10	3435	Approx. 10 (in water)	45	-10~+105



Lead Material	Head Size (W*L1)	Lead Length (L)	Zero Power Resistance at 25°C (R25)	B25/85 Value	Thermal Time Constant	Power Rating at 25°C	Operation Temp. Range
	(mm)	(mm)	(KΩ)	(K)	(sec)	(mw)	(°C)
UL2651 #26 TS Black	5.0*8.0	120±5	6.8	3888	Approx. 15 (in water)	240	-30~+100

Type 3: Single wire with connector



Connector Pitch 1.25mm

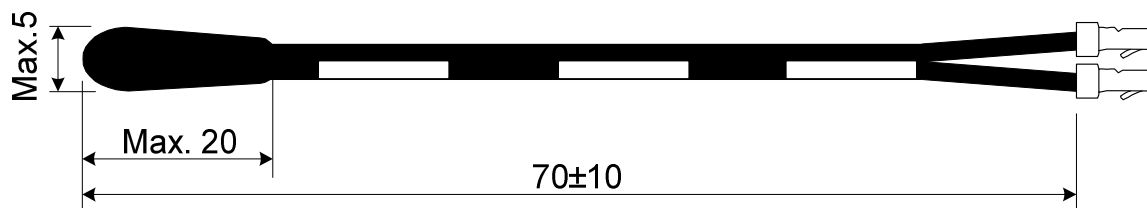
Lead Material	Head Size (W*L1)	Lead Length (L)	Zero Power Resistance at 25°C (R25)	B25/85 Value	Thermal Time Constant	Power Rating at 25°C	Operation Temp. Range
	(mm)	(mm)	(KΩ)	(K)	(sec)	(mw)	(°C)
UL3302 #30 TS Black	2.6*6.0	110±5	100	4360	Approx. 10 (in water)	210	-10~+105

NTC Thermistor Sensor: NTSE Series

Epoxy Coating Type



Type 4: High temperature



Terminal is suitable for $\Phi 1.2\text{mm}$ PCB

Lead Material	Head Size (W*L1)	Lead Length (L)	Zero Power Resistance at 25°C (R25)	B25/85 Value	Thermal Time Constant	Power Rating at 25°C	Operation Temp. Range
	(mm)	(mm)	(K Ω)	(K)	(sec)	(mw)	(°C)
UL4413 #26*2C TS Black	5*20	70±10	10	3435	Approx. 11 (in water)	240	-40~+150