


Spark Gap Protectors : SPGA Series



Axial Leadwire Type

■ Features

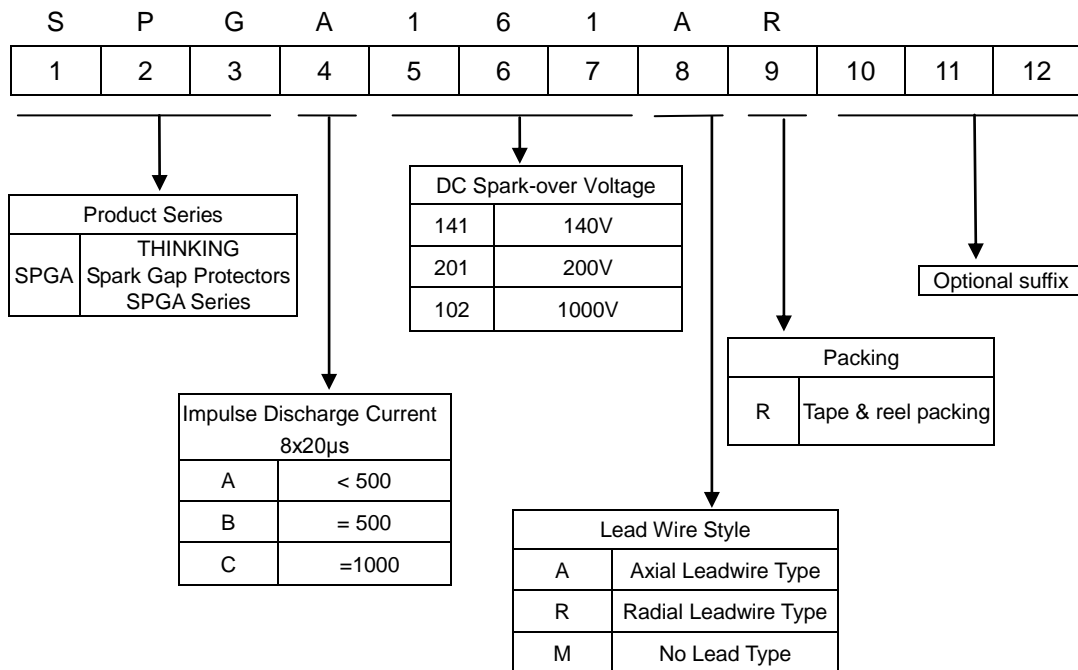
1. Small size
2. RoHS compliant and halogen-free
3. Fast response time
4. Low electrode capacitance (1pF) and high isolation (100MΩ)



■ Recommended Applications

1. Telephone, Fax, Modem
2. Power supplies
3. High frequency signal transmitters/receivers
4. Satellite antenna
5. Radio amplifiers
6. Alarm systems

■ Part Number Code



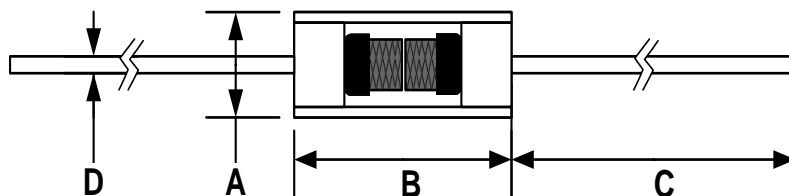
Axial Leadwire Type

Structures and Dimensions

SPGA Series

Unit:mm

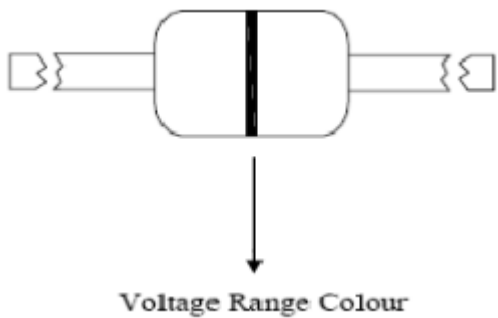
Item	Spec	Tolerance
A	Φ2.6	0.5
B	6.5	0.5
C	28.5	3
D	Φ0.5	0.05



Marking

© Colour Code

Low-Voltage Series



Type	Voltage Range Colour
SPGA-161	Brown
SPGA-201	Red
SPGA-301	Orange
SPGA-401	Yellow
SPGA-501	Green
SPGA-601	Blue

Spark Gap Protectors : SPGA Series



Axial Leadwire Type

■ Electrical Characteristics

Thinking Part No.	DC Spark-over Voltage	Impulse Withstanding Voltage Capacity 10x700 μ s	Insulation Resistance Min.DC		Capacitance Max
	VS (V)	(KV)	IR(M Ω) Min	DC(V)	(PF)
SPGA161AR	160 \pm 30%	2	100	50	1.0
SPGA201AR	200 \pm 20%	2	100	100	1.0
SPGA301AR	300 \pm 20%	2	100	100	1.0
SPGA401AR	400 \pm 20%	2	100	250	1.0
SPGA501AR	500 \pm 20%	2	100	250	1.0
SPGA601AR	600 \pm 20%	2	100	250	1.0

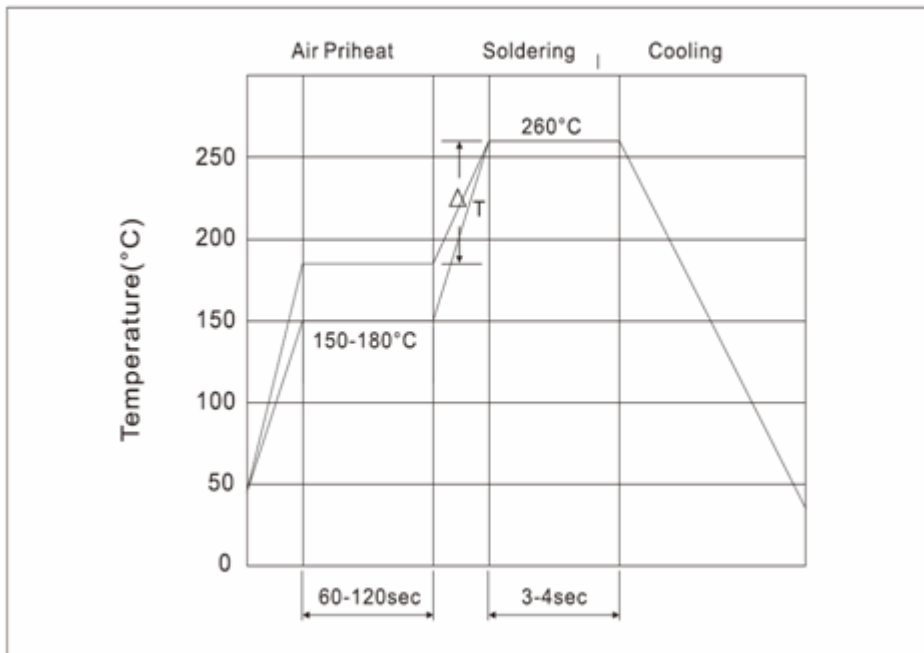
Spark Gap Protectors : SPGA Series

Axial Leadwire Type



■ Soldering Recommendation

◎ Wave Soldering Profile



◎ Recommended Reworking Conditions with Soldering Iron :

Item	Conditions
Temperature of Soldering Iron-tip	350±5°C
Soldering Time	3 sec. (max.)

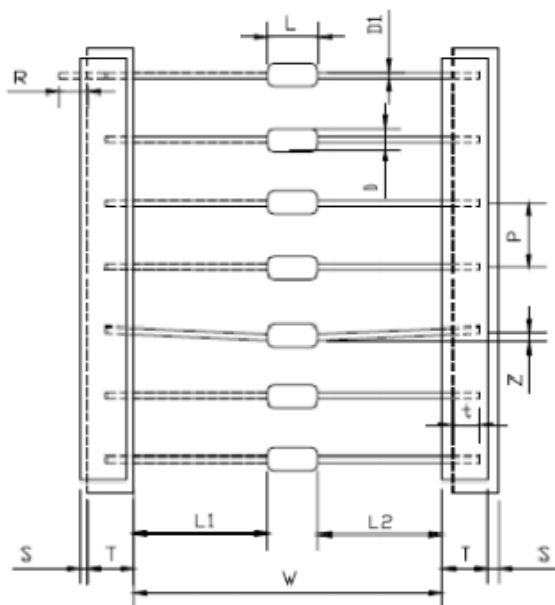
Spark Gap Protectors : SPGA Series

Axial Leadwire Type



■ Packaging

◎ Reel Taping : 2000pcs / Inner Box



Symbol	Dimension (mm)
W	52±1.5
P	5.0±0.5
L1-L2	1Max
T	6.0±1.0
Z	1.2Max
R	Terminal must not project from tape
t	3.2Max
s	0.8Max
D1	Φ0.5±0.05
L	7Max

■ Warehouse Storage Conditions of Product

- Storage condition:
 - 1.Storage Temperature: -10°C~+40°C
 - 2.Working Temperature:- 40°C~+85°C
 - 3.Keep away from corrosive atmosphere and sunlight.
- Period of Storage: 2 year.