

Smart Toilet



THINKING SENSOR

Smart Toilet Applications



Feature

- ◆ Highly water resistant
- ◆ Products with different response times are available, and the shortest response time is within 0.5 second.
- ◆ Various electrical characteristics are available for your choice.

Function

- ◆ Temperature detection of water inlet and outlet of smart toilet
- ◆ Temperature detection of smart toilet seat
- ◆ Wind temperature detection of smart toilet

Application

Smart toilet

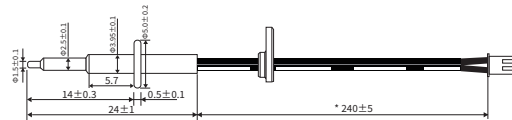


Metal Case Type

Feature: Material of metal case is the same as that of detected object for moisture resistance, more accurate temperature detection, and shorter response time. Stainless steel offers better stability of the product and usually directly contacts hot water.

Application: The product is generally used for temperature detection of not only water inlet and outlet but also wind.

For Temperature Detection of Smart Toilet's Water Outlet



1

Feature | High measurement accuracy and fast response

Moisture Resistance | 40°C 95% RH X 1000 hours

Operation Temperature | -40~+105°C

Insulation Test | DC 500V 100MΩ (Min)

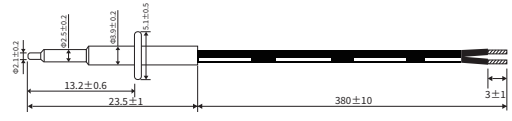
R Value | R37°C=29.46KΩ±3% **B Value** | B25/50=3948K±1.5%

Thermal Time Constant | Around 0.5 second (in water)

Hi-Pot Test | AC 1500V 10mA (Max)

Maximum Rated Power | 2.5mW (25°C)

For Temperature Detection of Smart Toilet's Water Inlet



2

Feature | High measurement accuracy and fast response

Moisture Resistance | 40°C 95% RH X 1000 hours

Operation Temperature | -30~+105°C

Insulation Test | DC 500V 100MΩ (Min)

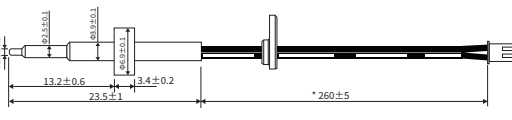
R Value | R37°C=29.46KΩ±3% **B Value** | B25/50=3948K±1.5%

Thermal Time Constant | Around 0.8 second (in water)

Hi-Pot Test | AC 1800V 10mA (Max)

Maximum Rated Power | 4mW (25°C)

For Wind Temperature Detection of Smart Toilet



3

Feature | High measurement accuracy and fast response

Moisture Resistance | 40°C 95% RH X 1000 hours

Operation Temperature | -40~+105°C

Insulation Test | DC 500V 100MΩ (Min)

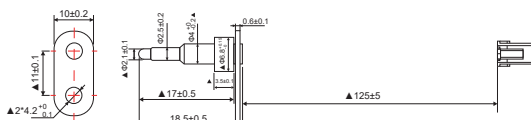
R Value | R37°C=29.46KΩ±3% **B Value** | B25/50=3948K±1.5%

Thermal Time Constant | Around 2 seconds (in water)

Hi-Pot Test | AC 600V 0.5mA (Max)

Maximum Rated Power | 4mW (25°C)

For Temperature Detection of Smart Toilet's Water Inlet



4

Feature | High measurement accuracy, fast response, more stable installation with metal holder

Moisture Resistance | 40°C 95% RH X 1000 hours

Operation Temperature | -30~+105°C

Insulation Test | DC 1000V 100MΩ (Min)

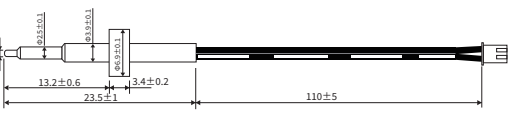
R Value | R25°C=50KΩ±1% **B Value** | B25/50=3950K±1%

Thermal Time Constant | Around 0.8 second (in water)

Hi-Pot Test | AC 1800V 1mA (Max)

Maximum Rated Power | 4mW (25°C)

For Wind Temperature Detection of Smart Toilet



5

Feature | High measurement accuracy and fast response

Moisture Resistance | 40°C 95% RH X 1000 hours

Operation Temperature | -30~+105°C

Insulation Test | DC 500V 100MΩ (Min)

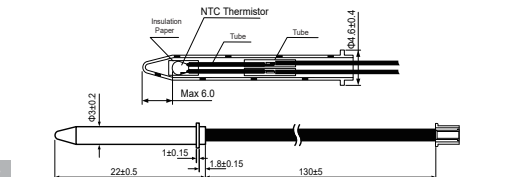
R Value | R40°C=26.06KΩ±3% **B Value** | B25/50=3948K±1%

Thermal Time Constant | Around 2 seconds (in water)

Hi-Pot Test | AC 600V 0.5mA (Max)

Maximum Rated Power | 4mW (25°C)

For Wind Temperature Detection of Smart Toilet



6

Feature | Good moisture and crossion resistance

Moisture Resistance | 40°C 95% RH X 1000 hours

Operation Temperature | -20~+100°C

Insulation Test | DC 500V 100MΩ (Min)

R Value | R25°C= 49.12KΩ±1.5% **B Value** | B0/100=3970K±1%

Thermal Time Constant | Around 10 seconds (in water)

Hi-Pot Test | AC 1000V 10mA (Max)

Maximum Rated Power | 100mW (25°C)



1. Temperature sensor is customizable in accordance with customer's needs, and THINKING provides consulting services for sensor design.

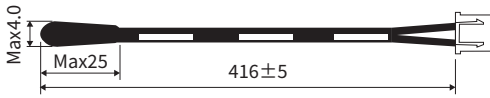
2. All specifications are subject to change.

3. Please contact your sales representative if you have any questions.

Epoxy Coating Type

Feature: Epoxy coated sensing top is a simple design, and it responds fast.
Application: The product is generally installed in dry environment, including temperature detection of toilet seat.

For Temperature Detection of Smart Toilet Seat



7

Feature | Simple structure and easy installation

Moisture Resistance | 40°C 95% RH X 1000 hours

Operation Temperature | -40~+105°C

Insulation Test | DC 500V 50MΩ (Min)

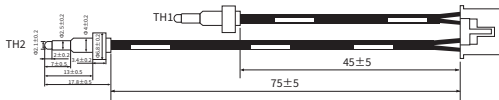
R Value | R37°C=29.46KΩ±1% **B Value** | B25/50=3948K±1%

Thermal Time Constant | Around 10 seconds (in water)

Multiple Sensor Structure

Feature: Sensor is with various sensing tops and electrical characteristics for circuit design and assembly.
Application: In accordance with customer's needs

For Wind Temperature Detection of Smart Toilet



8

Feature | Multiple temperature sensing points with fast response

Moisture Resistance | 40°C 95% RH X 1000 hours

Operation Temperature | -40~+105°C

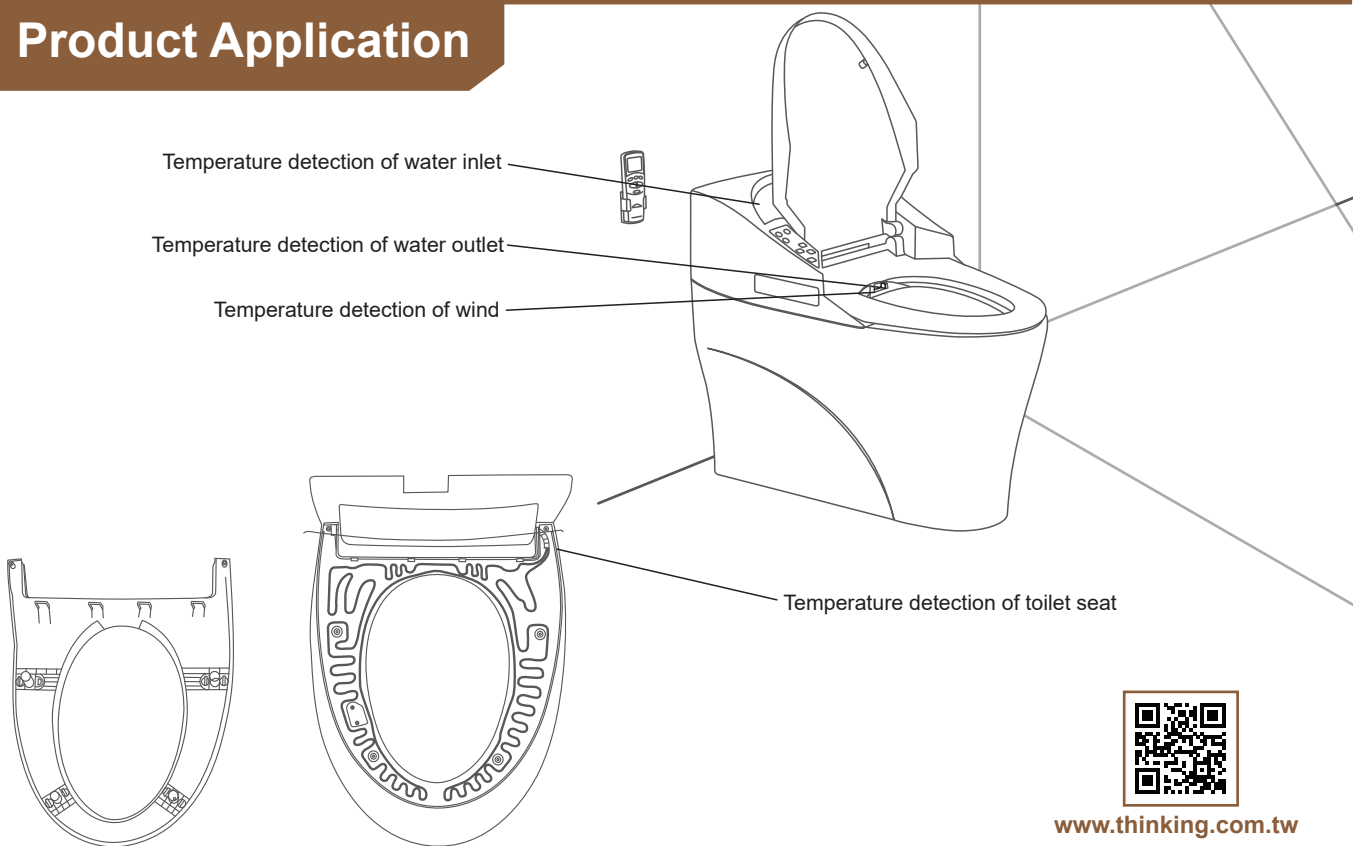
Insulation Test | DC 500V 100MΩ (Min)

R Value | R25=10KΩ±1% **B Value** | B25/50 =3950K±1%

Thermal Time Constant | Around 2 seconds (in water)

Hi-Pot Test | AC 1800V 5mA (Max)

Product Application



www.thinking.com.tw

HEADQUARTER 12F, No.93, Dashun 1st Rd., Zuoying Dist., Kaohsiung, Taiwan 81357 / Tel: 886-7-5577660

TAIPEI, TAIWAN 3F, No.25, Lane 70, Wugong 2nd Rd., Xinzhuang Dist., New Taipei City, Taiwan 24888 / Tel: 886-2-22990652

JIANGSU, CHINA No.6, Longmen Rd., Wujin High & New-Tech Industrial Development Zone, Changzhou, Jiangsu, China 213161 / Tel: 86-519-86578999

GUANGDONG, CHINA No.45, East Rd., Sha-Tao Dist., Chang-An Town, Dongguan City, Guangdong, China 523863 / Tel: 86-769-85542016

BEIJING, CHINA Room 2707, Building 1, No. 88, Jian Guo Road, Chaoyang Dist., Beijing City, China 100025 / Tel: 86-010-85898940

QINGDAO, CHINA No.696, Hefei Rd., Shibei Dist., Qingdao City, China 266035 / Tel: 86-138-08993369/86-186-69738999

HUBEI, CHINA California Sunshine Community, Guanggu Rd. Donghu New Technical Development Zone, Wuhan City, Hubei, China / Tel: 86-189-95621889 / 86-134-76148723