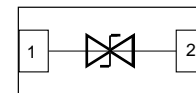





### Features

- 1900 Watts peak pulse power ( $T_P = 8/20\mu s$ )
- DFN1610-2 package
- Bidirectional configurations
- Solid-state silicon-avalanche technology
- Low clamping voltage
- Low leakage current
- Normal capacitance ( $C_j=400pF$ )
- Protection one data/power line to:
  - IEC 61000-4-2  $\pm 30kV$  contact  $\pm 30kV$  air
  - IEC 61000-4-4 (EFT) 40A (5/50ns)
  - IEC 61000-4-5 (Lightning) 120A (8/20 $\mu s$ )



### Mechanical Data

- **Case:** DFN1610-2 (plastic package)  
Lead free; RoHS compliant; Halogen free
- **Molding Compound Flammability Rating:**  
UL 94 V-0
- **Terminals:** High temperature soldering guaranteed:  
260 °C/10 sec. at terminals

### Applications

- Charger Protection
- Parallel & Serial Port Protection
- Personal Digital Assistant (PDA)
- Microcontroller Input Protection
- Cellular Phones
- I<sup>2</sup>C Bus Protection

### Absolute Maximum Ratings

Ratings at 25 °C, ambient temperature unless otherwise specified

| Parameter                                 | Symbol    | Value       | Unit |
|---|-----------|-------------|------|
| Peak Pulse Power ( $T_P=8/20\mu s$ )      | $P_{PP}$  | 1900        | W    |
| ESD contact/air discharge (IEC-61000-4-2) | $V_{ESD}$ | 30/30       | kV   |
| Peak Pulse Current ( $T_P = 8/20\mu s$ )  | $I_{PP}$  | 120         | A    |
| Junction Temperature                      | $T_J$     | -55 to +125 | °C   |
| Storage temperature                       | $T_{STG}$ | -55 to +150 | °C   |

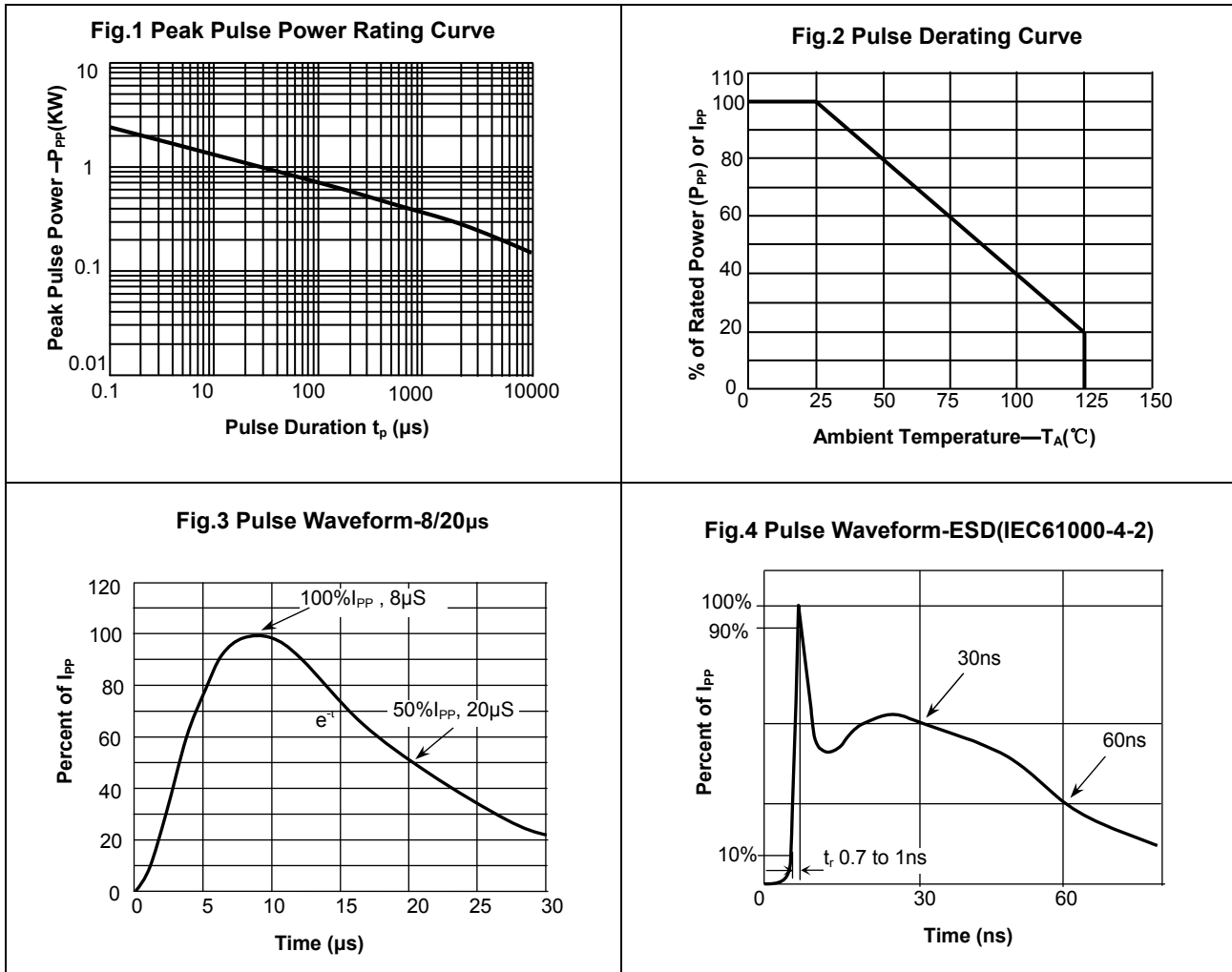
### Electrical Characteristics

( $T_A = 25$  °C unless otherwise specified)

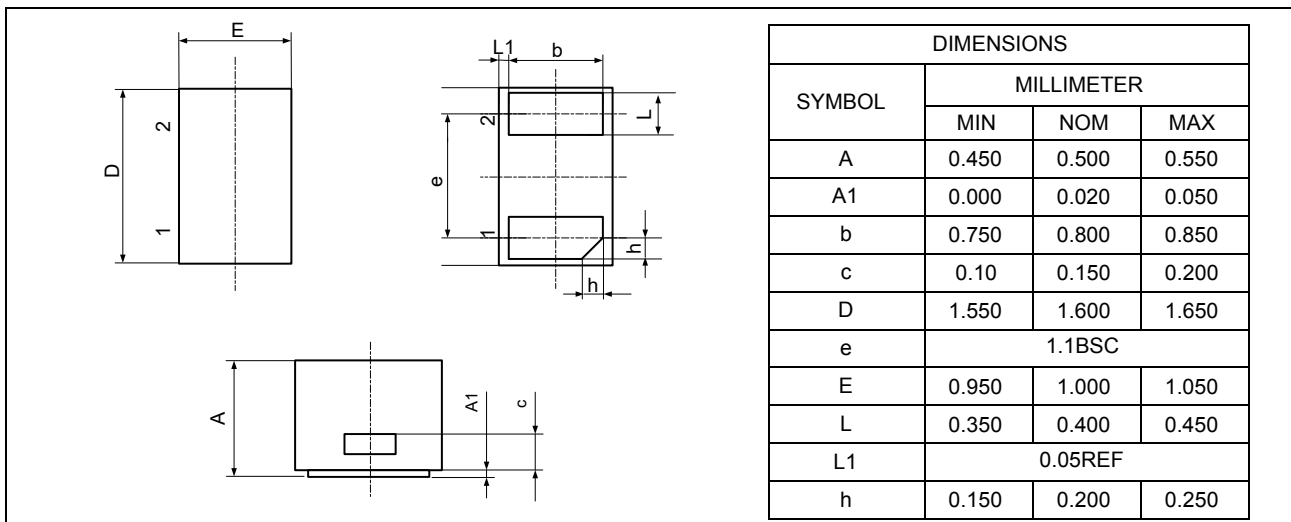
| Parameter                        | Symbol    | Condition        | Min | Typ | Max | Unit    |
|----------------------------------|-----------|------------------|-----|-----|-----|---------|
| Reverse stand-off Voltage        | $V_{RWM}$ |                  |     |     | 6.5 | V       |
| Reverse Breakdown Voltage        | $V_{BR}$  | $I_T=1mA$        | 7.2 |     |     | V       |
| Reverse Leakage Current          | $I_R$     | $V_R=6.5V$       |     |     | 1   | $\mu A$ |
| Clamping Voltage (IEC 61000-4-5) | $V_C$     | $I_{PP}=120A$    |     | 16  |     | V       |
| Junction Capacitance             | $C_J$     | $V_R=0V, f=1MHz$ |     | 400 |     | pF      |



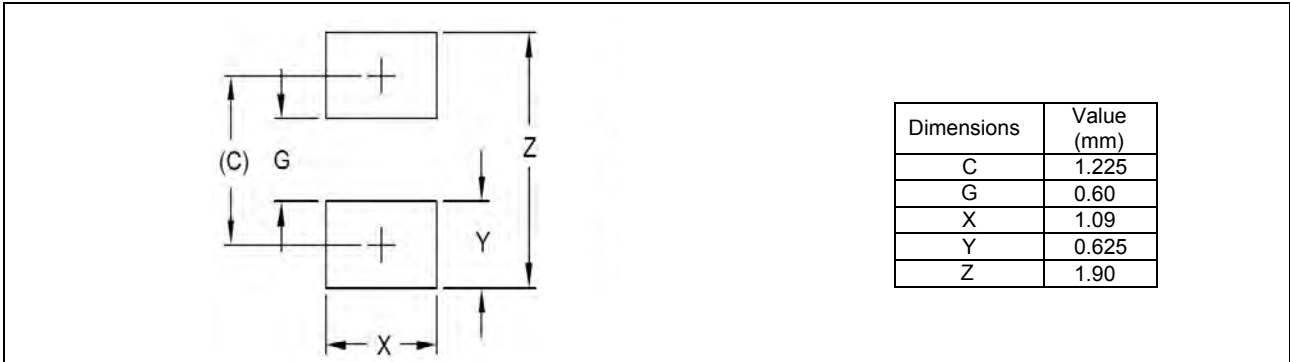
**Typical Characteristics** ( $T_{amb} = 25\text{ }^{\circ}\text{C}$  unless otherwise specified)



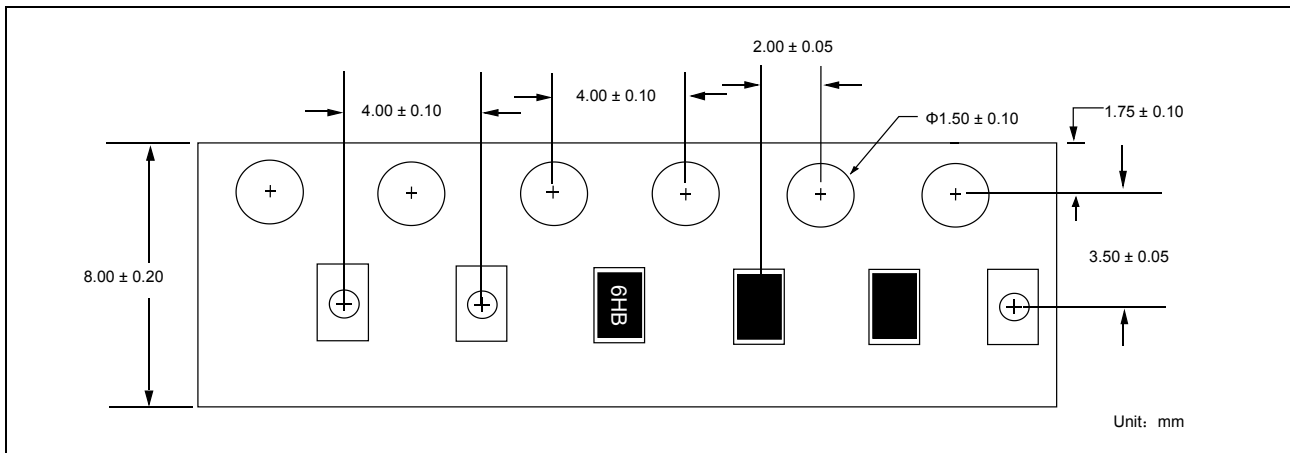
**Package Dimensions**



**Pad Dimensions**



**Package Information**



**Marking**



**Ordering information**

| Order code    | Package   | Packaging option | Base quantity   | Weight | Packaging specification |
|---------------|-----------|------------------|-----------------|--------|-------------------------|
| YED16C26R120V | DFN1610-2 | Tape and reel    | 10000pcs / reel | 3.5mg  | EIA STD RS-481          |