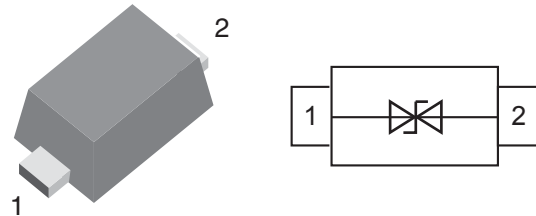


Features

- 420Watts peak pulse power ($T_p = 8/20\mu s$)
- SOD-523FL package
- Bidirectional configurations
- Low clamping voltage
- Low leakage current
- Medium capacitance ($C_j=25pF$ typ.)
- Protection one data/power line to:
 - IEC 61000-4-2 $\pm 30kV$ contact $\pm 30kV$ air
 - IEC 61000-4-4 (EFT) 40A (5/50ns)
 - IEC 61000-4-5 (Lightning) 28A (8/20 μs)



Mechanical Data

- **Case:** SOD-523FL (plastic package).
Lead free; RoHS compliant; Halogen free
- **Molding Compound Flammability Rating:**
UL 94 V-0
- **Terminals:** High temperature soldering guaranteed:
260 °C/10 sec. at terminals

Applications

- Computers and peripherals
- Communication systems
- Notebook
- Cellular handsets and accessories
- Portable electronics
- Audio and video equipment

Absolute Maximum Ratings

Ratings at 25 °C, ambient temperature unless otherwise specified

Parameter	Symbol	Value	Unit
Peak Pulse Power ($T_p=8/20\mu s$)	P_{PP}	420	W
ESD contact/air discharge (IEC-61000-4-2)	V_{ESD}	30/30	kV
Peak Pulse Current ($t_p = 8/20\mu s$)	I_{PP}	28	A
Junction Temperature	T_J	-55 to +125	°C
Storage temperature	T_{STG}	-55 to +150	°C

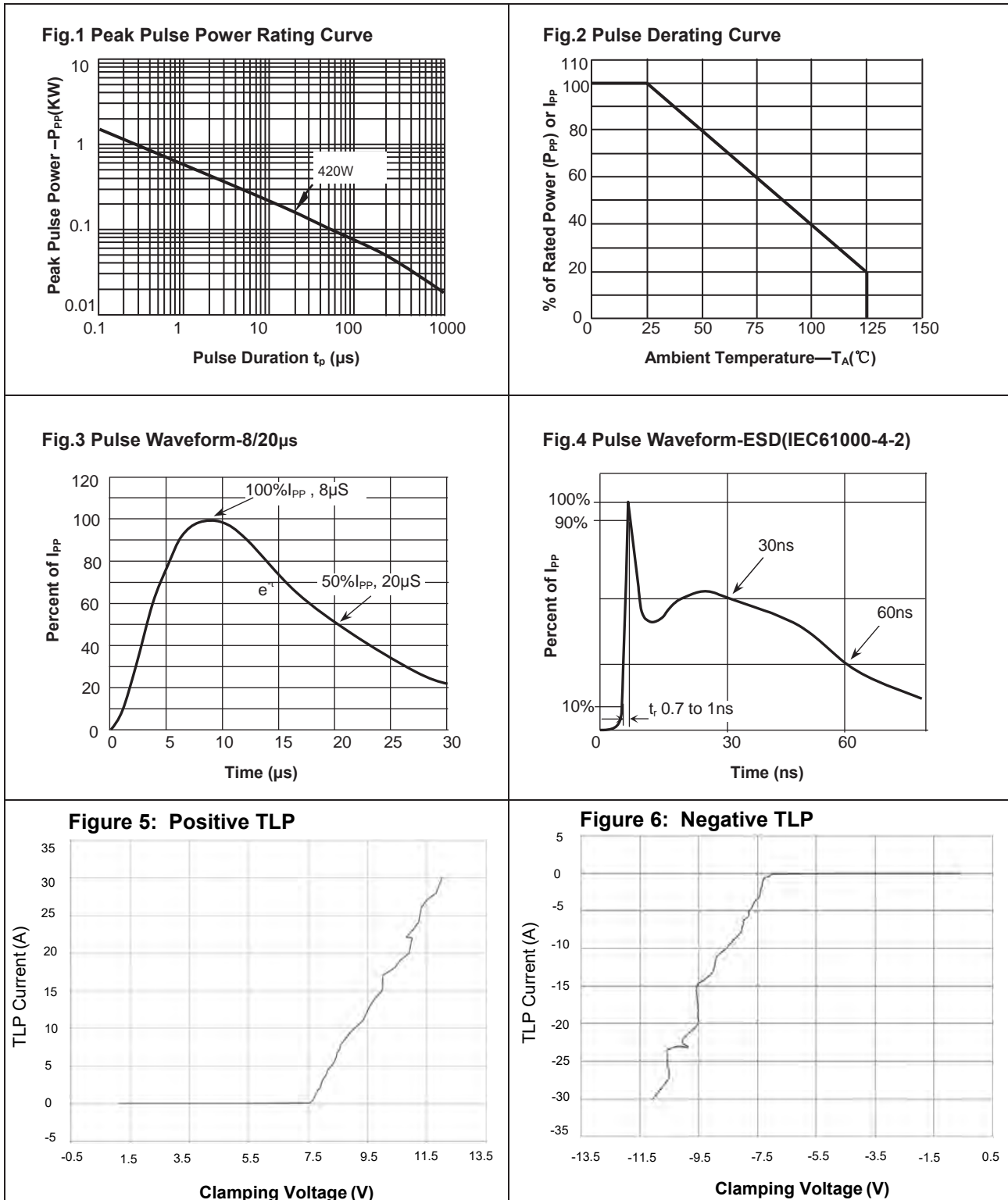
Electrical Characteristics

($T_A = 25$ °C unless otherwise specified)

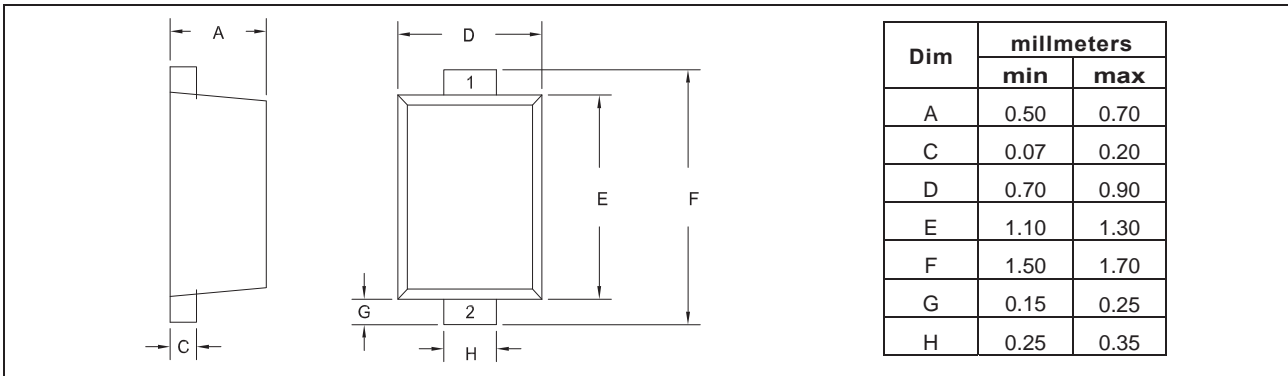
Parameter	Symbol	Condition	Min	Typ	Max	Unit
Reverse stand-off Voltage	V_{RWM}				5.0	V
Reverse Breakdown Voltage	V_{BR}	$I_T=1mA$	5.6	6.5		V
Reverse Leakage Current	I_R	$V_R =5.0V$			1	uA
Clamping Voltage	V_C	$I_{PP}=28A, T_p=8/20\mu s$		14		V
Clamping Voltage (TLP)	V_C	$I_{PP}=16A, T_p=100ns$		9.5		V
Junction Capacitance	C_J	$V_R=0V, f=1MHz$		25		pF



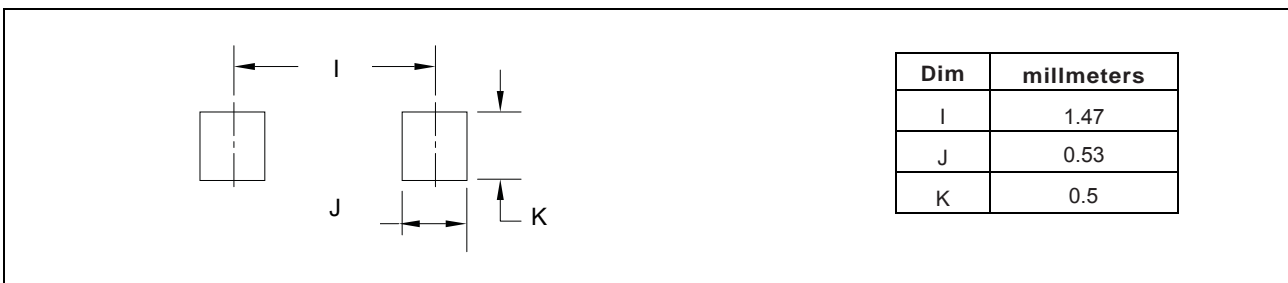
Typical Characteristics ($T_{amb} = 25\text{ }^{\circ}\text{C}$ unless otherwise specified)



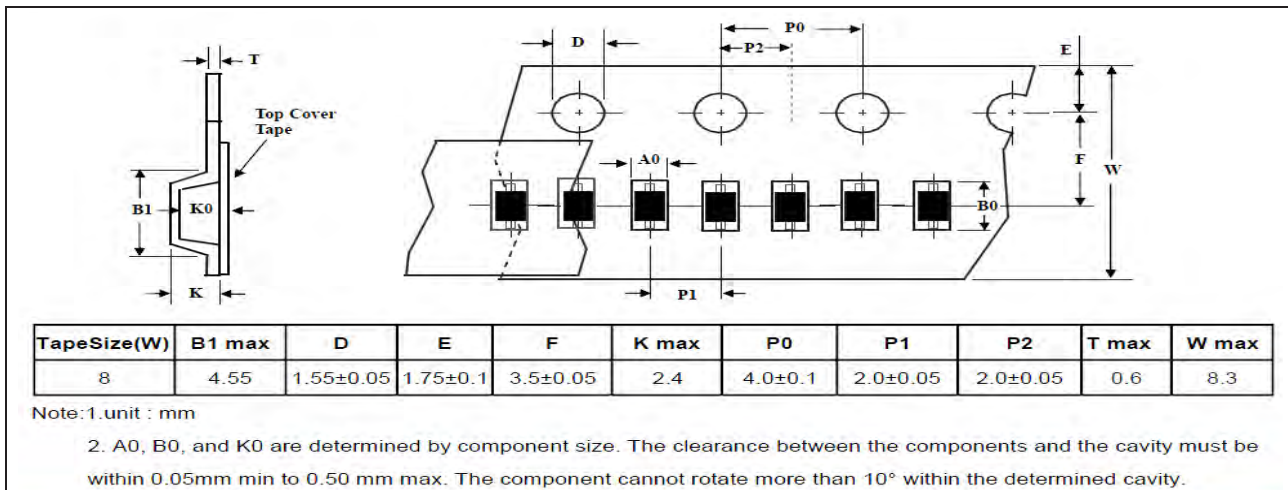
Package Dimensions



PAD Dimensions



Package Information



Ordering information

Order code	Marking	Package	Packaging option	Base quantity	Packaging specification
YEDSD520528AG	C5	SOD-523FL	Tape and reel	5000pcs / reel	EIA STD RS-481