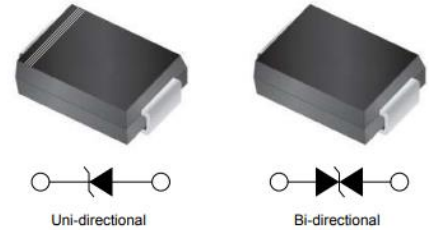


SMD Type 400 W

■ Features

1. Glass passivated chip
2. 400W peak pulse power capability at 10/1000 μ s waveform, repetition rate (duty cycle): 0.01%
3. Excellent clamping capability
4. Very fast response time
5. Low clamping voltage
6. Low leakage current
7. Meets MSL level 1, per J-STD-020, LF maximum peak of 260°C
8. JESD22-A114-B ESD Voltage: HBM 15KV
9. JEDEC EIA/JESD22-C101F ESD Voltage: CDM 500V
10. JEDEC EIA/JESD22-A115 ESD Voltage: MM 400V
11. ESD-immunity acc. IEC 61000-4-2 \pm 30kV(contact), \pm 30kV(air)
12. Halogen free and RoHS compliant



■ Recommended Applications

1. Computers
2. Telecom system
3. Industrial equipment
4. Consumer electronic applications
5. Other VCC bus and I/O interfaces

■ Mechanical Data

1. Case: Molded plastic, SMA / DO-214AC
2. Epoxy: UL 94V-0 rate flame retardant
3. Terminals: Solderable per MIL-STD-750, method 2026
4. Polarity: Color band denotes cathode end
5. Mounting Position: Any

■ Part Number Code

S	M	A	J	5	.	0	C	A	Y
1	2	3	4	5	6	7	8	9	10

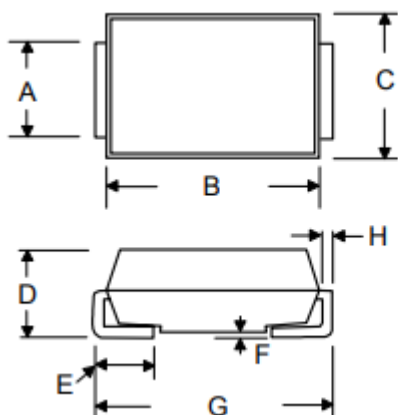
<table border="1" style="width: 100%; text-align: center; border-collapse: collapse;"> <tr> <th colspan="2">Product Series</th> </tr> <tr> <td style="width: 20%;">SMAJ</td> <td>THINKING Transient Voltage Suppression Diodes SMAJ Series</td> </tr> </table>	Product Series		SMAJ	THINKING Transient Voltage Suppression Diodes SMAJ Series	<table border="1" style="width: 100%; text-align: center; border-collapse: collapse;"> <tr> <th colspan="2">Reverse Stand off Voltage (V_{RWM})</th> </tr> <tr> <td style="width: 20%;">5.0</td> <td>5V</td> </tr> <tr> <td>70</td> <td>70V</td> </tr> <tr> <td>120</td> <td>120V</td> </tr> </table>	Reverse Stand off Voltage (V_{RWM})		5.0	5V	70	70V	120	120V	<table border="1" style="width: 100%; text-align: center; border-collapse: collapse;"> <tr> <th colspan="2">Type Code</th> </tr> <tr> <td style="width: 20%;">AY</td> <td>Uni-directional, 5% V_{BR} Voltage Tolerance</td> </tr> <tr> <td>CAY</td> <td>Bi-directional, 5% V_{BR} Voltage Tolerance</td> </tr> </table>	Type Code		AY	Uni-directional, 5% V_{BR} Voltage Tolerance	CAY	Bi-directional, 5% V_{BR} Voltage Tolerance
Product Series																				
SMAJ	THINKING Transient Voltage Suppression Diodes SMAJ Series																			
Reverse Stand off Voltage (V_{RWM})																				
5.0	5V																			
70	70V																			
120	120V																			
Type Code																				
AY	Uni-directional, 5% V_{BR} Voltage Tolerance																			
CAY	Bi-directional, 5% V_{BR} Voltage Tolerance																			

TVS Diode: SMAJ Series

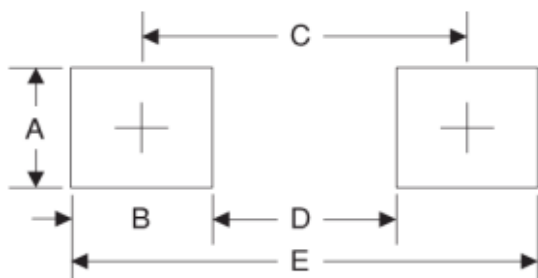
SMD Type 400 W



Structures and Dimensions



Symbol	Dimensions in millimeters	
	Min	Max
A	1.30	1.70
B	3.90	4.50
C	2.40	2.80
D	2.00	2.50
E	0.76	1.52
F	0.10	0.20
G	4.80	5.30
H	0.15	0.31



Symbol	Unit (mm)	Unit (inch)
A	1.68	0.066
B	1.52	0.060
C	3.90	0.154
D	2.41	0.095
E	5.45	0.215

Maximum Rating ($T_A=25^\circ\text{C}$ unless otherwise noted)

Parameter	Symbol	Value	Unit
Peak power dissipation with a 10/1000 μs waveform (Note 1,2)	P_{PPM}	400	W
Peak pulse current with 10/1000 μs waveform (Note 1)	I_{PPM}	See next table	A
Peak forward surge current, 8.3 ms single half sine-wave (Note 3)	I_{FSM}	40	A
Power dissipation on infinite heatsink at $T_L=75^\circ\text{C}$	P_D	3.3	W
Typical thermal resistance junction to ambient	$R_{\theta JA}$	120	$^\circ\text{C/W}$
Typical thermal resistance junction to lead	$R_{\theta JL}$	30	$^\circ\text{C/W}$
Operating junction and storage temperature range	T_J, T_{STG}	-55 to +150	$^\circ\text{C}$

Note:

1. Non-repetitive current pulse, per Fig. 3 and derated above $T_A=25^\circ\text{C}$ per Fig. 2.
2. Mounted on 5.0 x 5.0mm copper pad to each terminal.
3. Measured on 8.3ms single half sine wave or equivalent square wave for unidirectional device only, duty cycle=4 per minute maximum.

TVS Diode: SMAJ Series



SMD Type 400 W

■ Electrical Characteristics (T_A=25°C unless otherwise noted)

Part No. (Uni)	Part No. (Bi)	Reverse Stand off Voltage V _{RWM} (V)	Breakage Voltage V _{BR} @ I _T		Test Current I _T (mA)	Maximum Clamping Voltage V _C @ I _{pp} V _C (V)	Maximum Peak Pulse Current I _{pp} (A)	Maximum Reverse Leakage I _R @ V _{RWM} I _R (μA)	Marking Code	
			Min(V)	Max(V)					Uni	Bi
SMAJ5.0AY	SMAJ5.0CAY	5	6.4	7	10	9.2	43.5	800	AE	WE
SMAJ6.0AY	SMAJ6.0CAY	6	6.7	7.4	10	10.3	38.8	800	AG	WG
SMAJ6.5AY	SMAJ6.5CAY	6.5	7.2	8	10	11.2	35.7	500	AK	WK
SMAJ7.0AY	SMAJ7.0CAY	7	7.8	8.6	10	12	33.3	200	AM	WM
SMAJ7.5AY	SMAJ7.5CAY	7.5	8.3	9.2	1	12.9	31	100	AP	WP
SMAJ8.0AY	SMAJ8.0CAY	8	8.9	9.8	1	13.6	29.4	50	AR	WR
SMAJ8.5AY	SMAJ8.5CAY	8.5	9.4	10.4	1	14.4	27.8	10	AT	WT
SMAJ9.0AY	SMAJ9.0CAY	9	10	11	1	15.4	26	5	AV	WV
SMAJ10AY	SMAJ10CAY	10	11.1	12.3	1	17	23.5	5	AX	WX
SMAJ11AY	SMAJ11CAY	11	12.2	13.5	1	18.2	22	1	AZ	WZ
SMAJ12AY	SMAJ12CAY	12	13.3	14.7	1	19.9	20.1	1	BE	XE
SMAJ13AY	SMAJ13CAY	13	14.4	15.9	1	21.5	18.6	1	BG	XG
SMAJ14AY	SMAJ14CAY	14	15.6	17.2	1	23.2	17.2	1	BK	XK
SMAJ15AY	SMAJ15CAY	15	16.7	18.5	1	24.4	16.4	1	BM	XM
SMAJ16AY	SMAJ16CAY	16	17.8	19.7	1	26	15.4	1	BP	XP
SMAJ17AY	SMAJ17CAY	17	18.9	20.9	1	27.6	14.5	1	BR	XR
SMAJ18AY	SMAJ18CAY	18	20	22.1	1	29.2	13.7	1	BT	XT
SMAJ19AY	SMAJ19CAY	19	21.1	23.3	1	30.8	13	1	BW	XW
SMAJ20AY	SMAJ20CAY	20	22.2	24.5	1	32.4	12.4	1	BV	XV
SMAJ22AY	SMAJ22CAY	22	24.4	26.9	1	35.5	11.3	1	BX	XX
SMAJ24AY	SMAJ24CAY	24	26.7	29.5	1	38.9	10.3	1	BZ	XZ
SMAJ26AY	SMAJ26CAY	26	28.9	31.9	1	42.1	9.5	1	CE	YE
SMAJ28AY	SMAJ28CAY	28	31.1	34.4	1	45.4	8.8	1	CG	YG
SMAJ30AY	SMAJ30CAY	30	33.3	36.8	1	48.4	8.3	1	CK	YK
SMAJ33AY	SMAJ33CAY	33	36.7	40.6	1	53.3	7.5	1	CM	YM
SMAJ36AY	SMAJ36CAY	36	40	44.2	1	58.1	6.9	1	CP	YP
SMAJ40AY	SMAJ40CAY	40	44.4	49.1	1	64.5	6.2	1	CR	YR
SMAJ43AY	SMAJ43CAY	43	47.8	52.8	1	69.4	5.8	1	CT	YT
SMAJ45AY	SMAJ45CAY	45	50	55.3	1	72.7	5.5	1	CV	YV
SMAJ48AY	SMAJ48CAY	48	53.3	58.9	1	77.4	5.2	1	CX	YX

TVS Diode: SMAJ Series

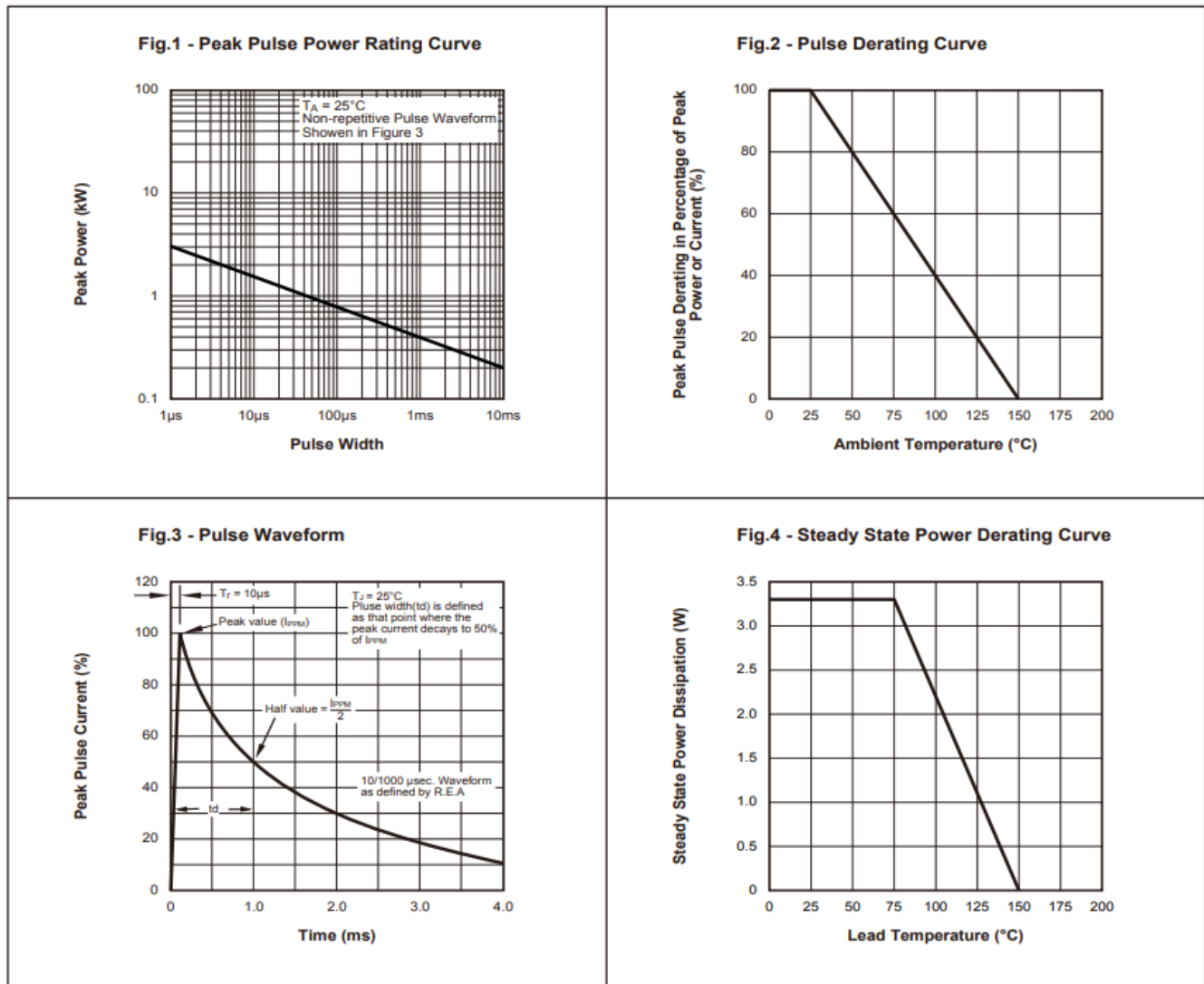


SMD Type 400 W

■ Electrical Characteristics (T_A=25°C unless otherwise noted)

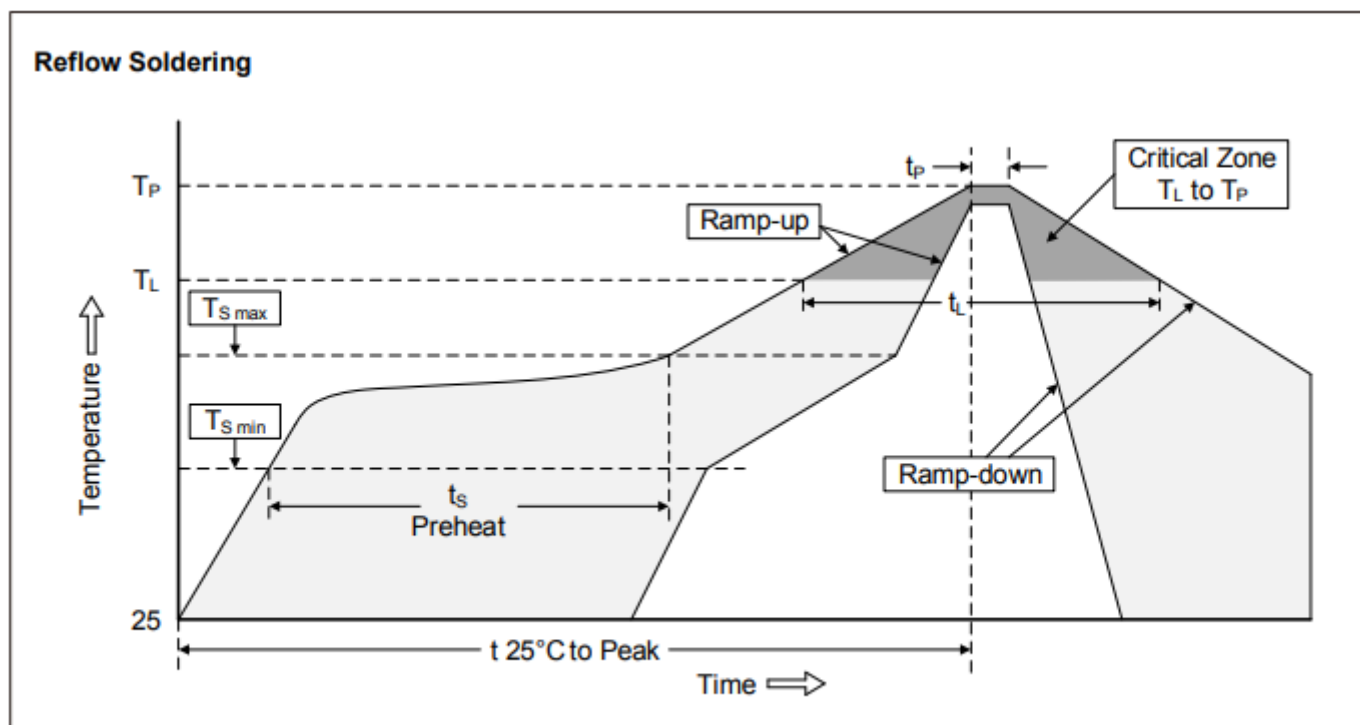
Part No. (Uni)	Part No. (Bi)	Reverse Stand off Voltage V _{RWM} (V)	Breakage Voltage V _{BR} @ I _T		Test Current I _T (mA)	Maximum Clamping Voltage V _C @ I _{pp} V _C (V)	Maximum Peak Pulse Current I _{pp} (A)	Maximum Reverse Leakage I _R @ V _{RWM} I _R (μA)	Marking Code	
			Min(V)	Max(V)					Uni	Bi
SMAJ51AY	SMAJ51CAY	51	56.7	62.7	1	82.4	4.9	1	CZ	YZ
SMAJ54AY	SMAJ54CAY	54	60	66.3	1	87.1	4.6	1	RE	ZE
SMAJ58AY	SMAJ58CAY	58	64.4	71.2	1	93.6	4.3	1	RG	ZG
SMAJ60AY	SMAJ60CAY	60	66.7	73.7	1	96.8	4.1	1	RK	ZK
SMAJ64AY	SMAJ64CAY	64	71.1	78.6	1	103	3.9	1	RM	ZM
SMAJ70AY	SMAJ70CAY	70	77.8	86	1	113	3.5	1	RP	ZP
SMAJ75AY	SMAJ75CAY	75	83.3	92.1	1	121	3.3	1	RR	ZR
SMAJ78AY	SMAJ78CAY	78	86.7	95.8	1	126	3.2	1	RT	ZT
SMAJ80AY	SMAJ80CAY	80	88.8	97.6	1	129.6	3.1	1	RW	ZW
SMAJ85AY	SMAJ85CAY	85	94.4	104	1	137	2.9	1	RV	ZV
SMAJ90AY	SMAJ90CAY	90	100	111	1	146	2.7	1	RX	ZX
SMAJ100AY	SMAJ100CAY	100	111	123	1	162	2.5	1	RZ	ZZ
SMAJ110AY	SMAJ110CAY	110	122	135	1	177	2.3	1	SE	VE
SMAJ120AY	SMAJ120CAY	120	133	147	1	193	2.1	1	SG	VG
SMAJ130AY	SMAJ130CAY	130	144	159	1	209	1.9	1	SK	VK
SMAJ140AY	SMAJ140CAY	140	155	171	1	227	1.8	1	SW	VW
SMAJ150AY	SMAJ150CAY	150	167	185	1	243	1.7	1	SM	VM
SMAJ160AY	SMAJ160CAY	160	178	197	1	259	1.6	1	SP	VP
SMAJ170AY	SMAJ170CAY	170	189	209	1	275	1.5	1	SR	VR
SMAJ180AY	SMAJ180CAY	180	200	220	1	291	1.4	1	ST	VT
SMAJ190AY	SMAJ190CAY	190	211	232	1	308	1.3	1	SU	VU
SMAJ200AY	SMAJ200CAY	200	224	247	1	324	1.2	1	SV	VV
SMAJ220AY	SMAJ220CAY	220	246	272	1	356	1.1	1	SX	VX
SMAJ250AY	SMAJ250CAY	250	279	309	1	405	1	1	SZ	VZ
SMAJ300AY	SMAJ300CAY	300	335	371	1	486	0.8	1	TE	UE
SMAJ350AY	SMAJ350CAY	350	391	432	1	567	0.7	1	TG	UG
SMAJ400AY	SMAJ400CAY	400	447	494	1	648	0.6	1	TK	UK
SMAJ440AY	SMAJ440CAY	440	492	543	1	713	0.6	1	TM	UM

■ Typical Characteristics ($T_A=25^\circ\text{C}$ unless otherwise noted)



SMD Type 400 W

■ Soldering Recommendation



Recommended Conditions

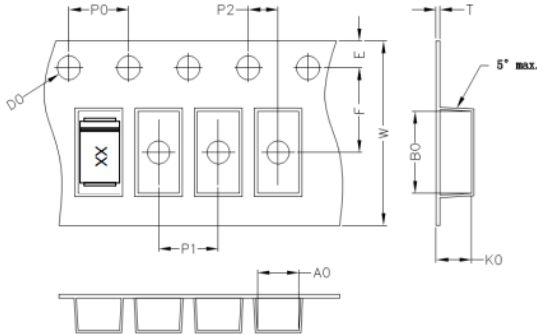
Profile Feature	Pb-Free Assembly
Average ramp-up rate (T_L to T_P)	3°C/second max.
Preheat	
-Temperature Min ($T_{S\ min}$)	150°C
-Temperature Max ($T_{S\ max}$)	200°C
-Time (min to max) (t_s)	60-180 seconds
$T_{S\ max}$ to T_L	
-Ramp-up Rate	3°C/second max.
Time maintained above:	
-Temperature (T_L)	217°C
-Time (t_L)	60-150 seconds
Peak Temperature (T_P)	260°C
Time within 5°C of actual Peak Temperature (t_p)	20-40 seconds
Ramp-down Rate	6°C/second max.
Time 25°C to Peak Temperature	8 minutes max.

TVS Diode: SMAJ Series

SMD Type 400 W



■ Packaging



A0	B0	K0	D0	E	F
2.80	5.30	2.36	1.55	1.75	5.50
P0	P1	P2	T	W	Tolerance
4.0	4.0	2.0	0.25	12	0.1

■ Quantity

106

Series Type	Packaging option	Base quantity	Packaging specification
SMAJ	Tape and reel	7500pcs / reel	EIA STD RS-481108

109

■ Warehouse Storage Conditions of product

- Storage Condition:
 1. Storage Temperature: -10°C~+40°C
 2. Relative Humidity: $\leq 75\%RH$
 3. Keep away from corrosive atmosphere and sunlight.
- Period of Storage: 1 year.